


SEYHAN
BELEDİYESİ



KADIN
DAYANISMA
MERKEZİ

RELIEF KIT SURVEY

May 2020

OBJECTIVES

- Measuring reactions to hygiene and food relief kits distributed.
- Assessing kit contents to adjust and improve for future.
 - What items in each kit are considered necessary?
 - What items could have been excluded?
 - What items could have been added?
 - Are they content with the quality level?
 - Are they content with the amount?



METHODOLOGY & SAMPLE



METHODOLOGY

- Phone Survey is the used methodology.
- It is preferred due to the Covid-19 concerns at the time.
- Each call lasted about **3 minutes**.
- A semi-structured question form with **open-ended questions** is used.
- Study was carried out **18 May – 1 June 2020**.



SAMPLE

- Consisted of **361 beneficiaries** registered at the center and,
- Who have **received hygiene and/or food relief kits**.





SEYHAN
BELEDİYESİ



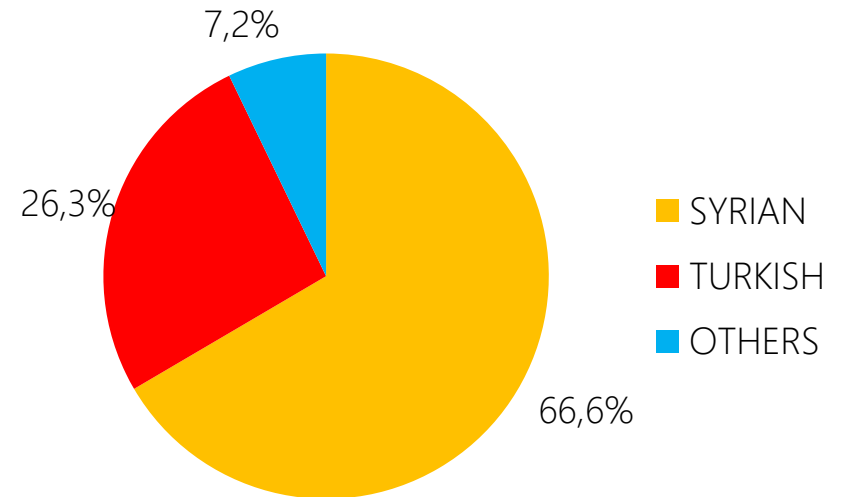
KADIN
DAYANIŞMA
MERKEZİ

FINDINGS



FOOD RELIEF KIT DISTRIBUTION SURVEY

NATIONALITY	# of	% of
293 BNF (of 348 BNF)	BNF	BNF
SYRIAN	195	66,6%
TURKISH	77	26,3%
OTHERS	21	7,2%



Are you satisfied with the hygiene relief kit?	# of	% of
	BNF	BNF
Satisfied	290	99,0%
Unsatisfied	3	1,0%

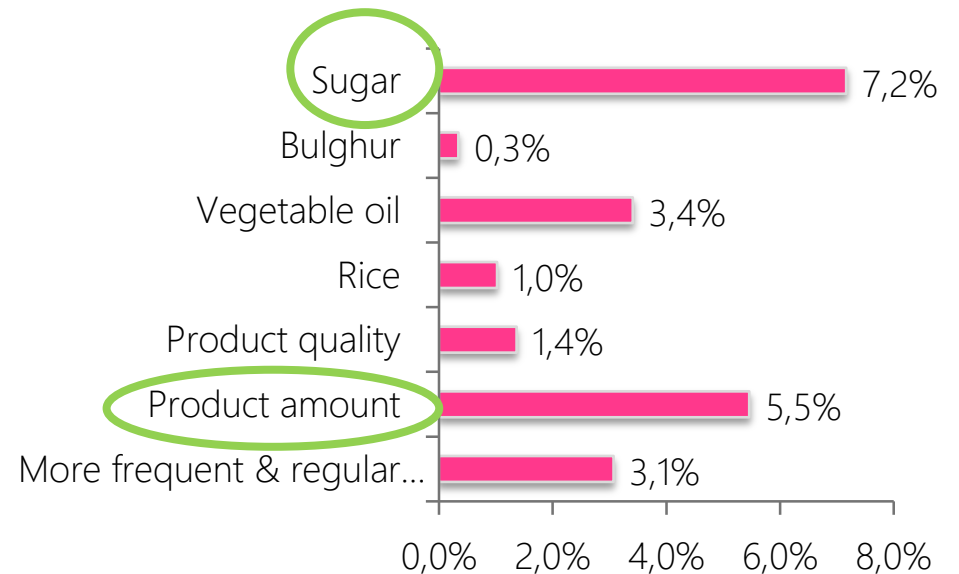


FOOD RELIEF KIT DISTRIBUTION SURVEY

What could be improved/increased in amount?

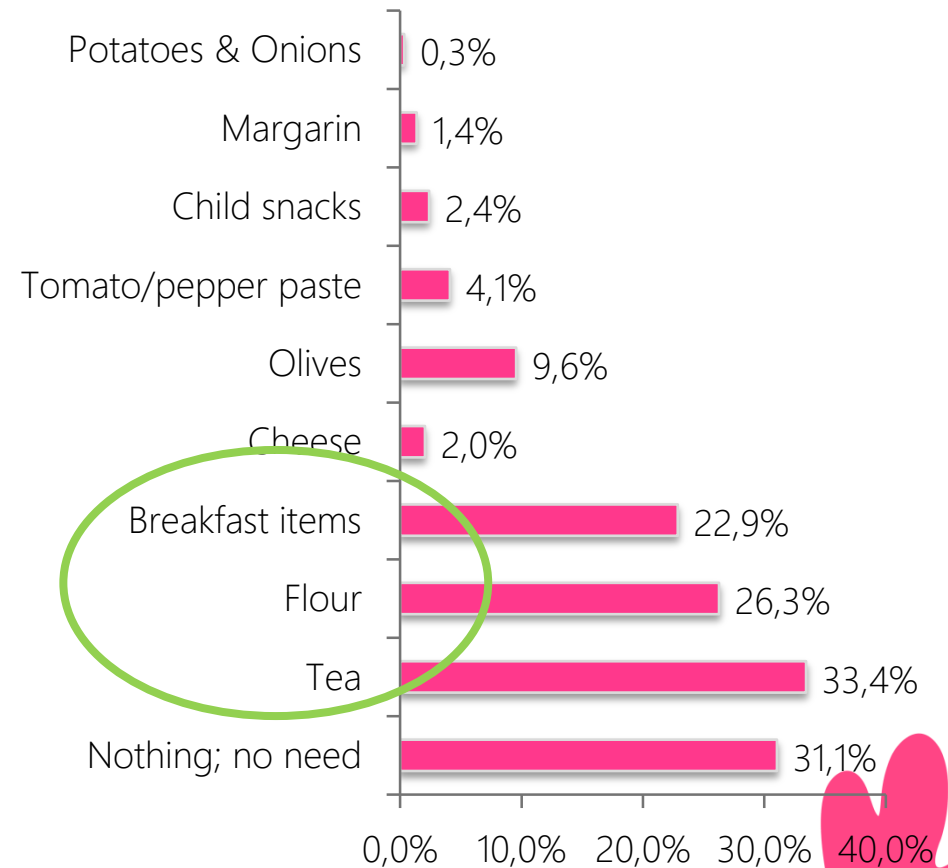
	# of BNF	% of BNF
--	-----------------	-----------------

More frequent & regular distribution	9	3,1%
Product amount	16	5,5%
Product quality	4	1,4%
Rice	3	1,0%
Vegetable oil	10	3,4%
Bulghur	1	0,3%
Sugar	21	7,2%

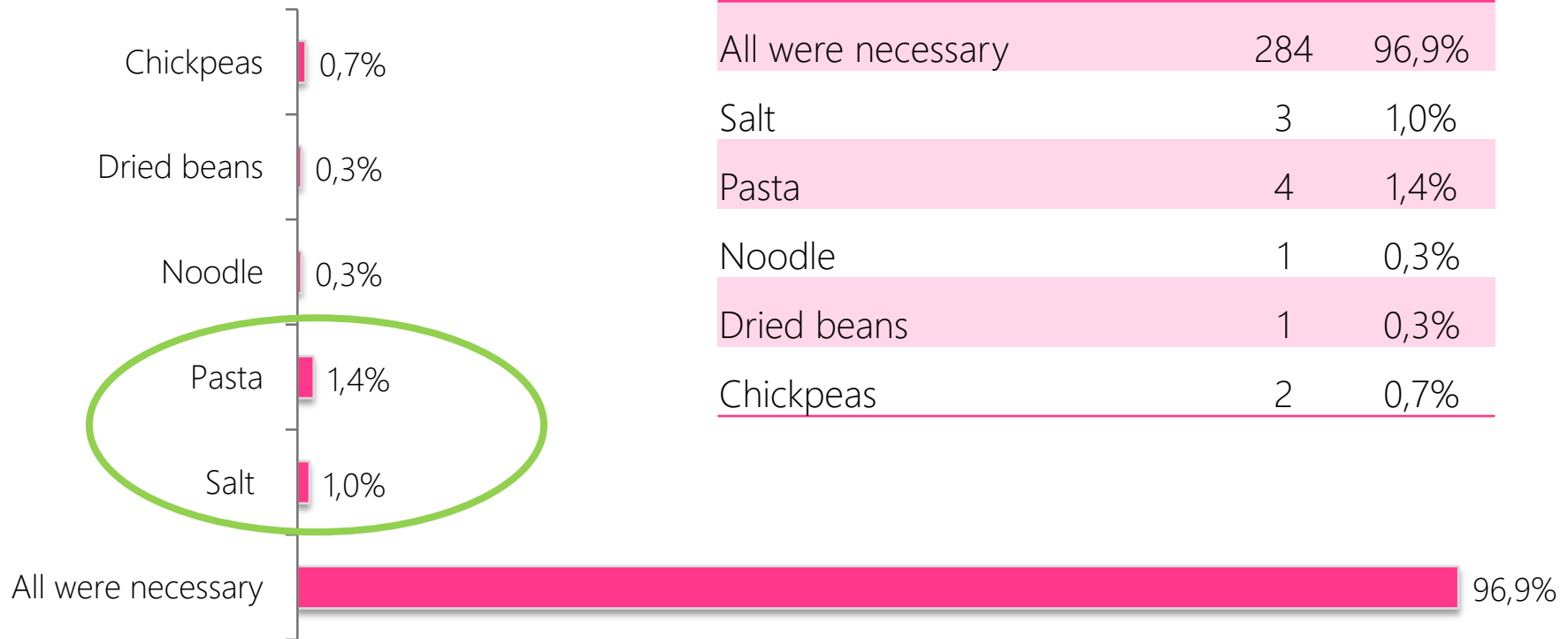


FOOD RELIEF KIT DISTRIBUTION SURVEY

What could be added?	# of BNF	% of BNF
Nothing; no need	91	31,1%
Tea	98	33,4%
Flour	77	26,3%
Breakfast items	67	22,9%
Cheese	6	2,0%
Olives	28	9,6%
Tomato/pepper paste	12	4,1%
Child snacks	7	2,4%
Margarin	4	1,4%
Potatoes & Onions	1	0,3%



FOOD RELIEF KIT DISTRIBUTION SURVEY



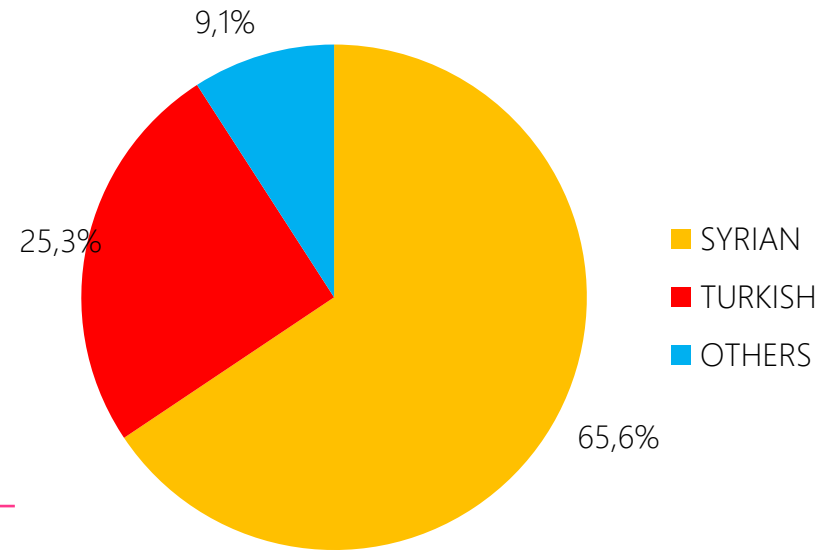
Were there any unnecessary items in the kit?	# of BNF	% of BNF
All were necessary	284	96,9%
Salt	3	1,0%
Pasta	4	1,4%
Noodle	1	0,3%
Dried beans	1	0,3%
Chickpeas	2	0,7%

n:521



HYGIENE RELIEF KIT DISTRIBUTION SURVEY

NATIONALITY	# of BNF	% of BNF
SYRIAN	187	65,6%
TURKISH	72	25,3%
OTHERS	26	9,1%



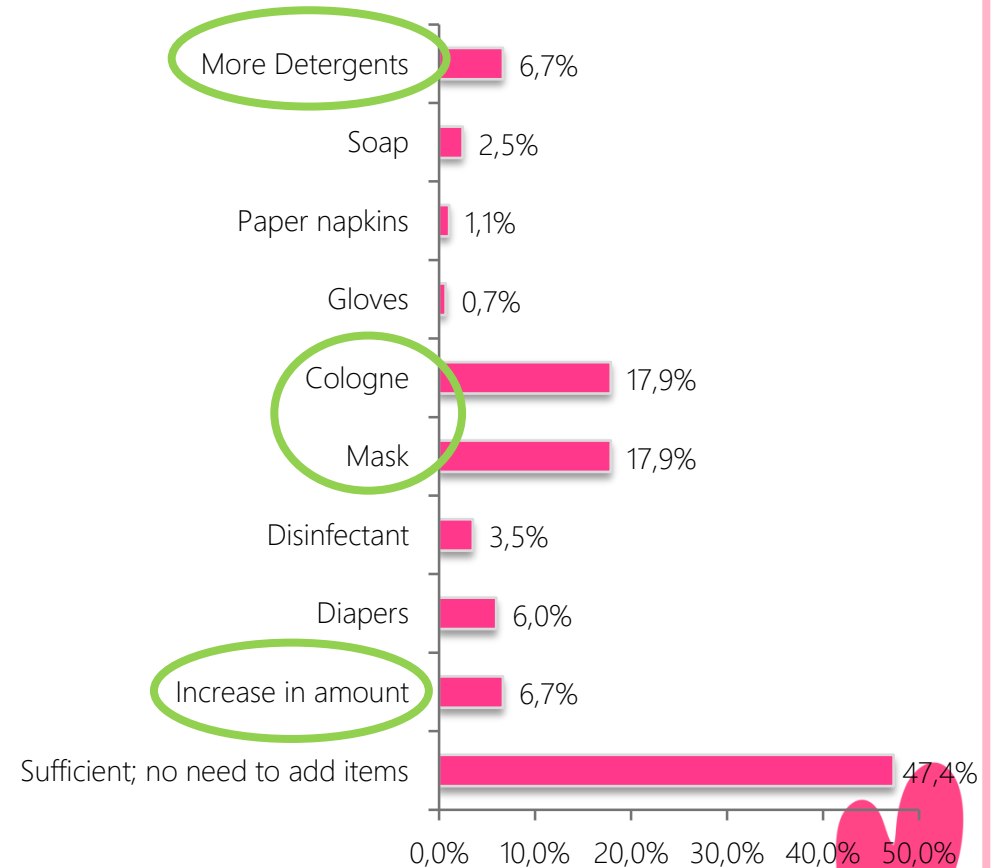
Are you satisfied with the hygiene relief kit?	# of BNF	% of BNF
Satisfied	284	99,6%
Unsatisfied	1	0,4%

Was there any unnecessary items in the kit?	# of BNF	% of BNF
All were necessary	285	100,0%




HYGIENE RELIEF KIT DISTRIBUTION SURVEY

What could be done to improve?	# of BNF	% of BNF
Sufficient; no need to add items	135	47,4%
Increase in amount	19	6,7%
Diapers	17	6,0%
Disinfectant	10	3,5%
Mask	51	17,9%
Cologne	51	17,9%
Gloves	2	0,7%
Paper napkins	3	1,1%
Soap	7	2,5%
More Detergents	19	6,7%





SEYHAN
BELEDİYESİ



KADIN
DAYANIŞMA
MERKEZİ

